

Rain

Chrome metal frame. Pendants composed of multi-shaped cut crystal beads and final drops. Suspension versions provided with steel cables adjustable in length.



IP20

3,320 Kg / 0,0351 m³
E14 max 5 x 40W

008363 Chrome

3000 K
470 lm

101224

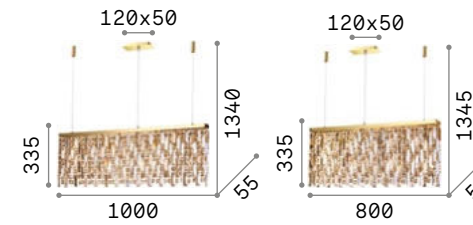
P. 364



Elisir

Metal frame. Cut crystals prisms decorative elements amber.

LED Bulbs LED G9 4W 3000 K included.
Cod. 209043



IP20

8,380 Kg / 0,0408 m³
G9 max 8 x 40W

200071 Brass

3000 K
510 lm

305486


IP20

6,370 Kg / 0,0325 m³
G9 max 6 x 40W

200064 Brass

3000 K
510 lm


305486



Giada

Chrome metal frame. Cut crystal pendants with octagonal elements and final icicles. Suspension lamps provided with steel cables adjustable in length.

LED Bulbs LED G9 4W 3000 K included.
Cod. 209043



IP20

5,500 Kg / 0,0297 m³
G9 max 7 x 40W

098739 Clear

3000 K
510 lm

305486

IP20

4,000 Kg / 0,0217 m³
G9 max 5 x 40W

098722 Clear


3000 K
510 lm

305486



Martinez

Chromed or golden metal frame. Decorative elements with fob-chains composed of octagons and transparent cut-crystals bars.



IP20

17,600 Kg / 0,1129 m³
E14 max 8 x 40W

166360 Chrome
213583 Gold

3000 K
470 lm

101224

IP20

14,490 Kg / 0,0723 m³
E14 max 6 x 40W

166322 Chrome

3000 K
470 lm

101224

P. 366

