


Woody

Chrome metal frame. PVC or fabric shade closed at the bottom with acid-etched glass. Pendant lamps provided with steel cables adjustable in length.



IP20
6,150 Kg / 0,1352 m³
E27 max 5 x 60W

IP20
4,000 Kg / 0,0832 m³
E27 max 4 x 60W

103242 White
 105628 Black
 087719 Wood

122236 White
 122243 Black
 087702 Wood

3000 K
 900 lm
 123899

3000 K
 900 lm
 123899

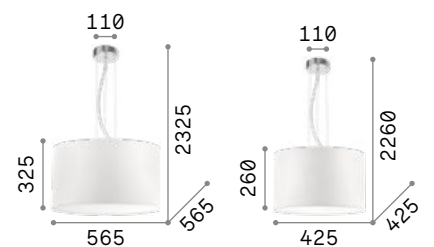


P. 304 P. 449



Wheel

Enameled metal circular frame. PVC foil shade, covered with fabric. Steel cables adjustable in length with automatic devices.



IP20
2,810 Kg / 0,1412 m³
E27 max 5 x 60W

IP20
2,020 Kg / 0,0614 m³
E27 max 3 x 60W

009698 White
 009681 White

3000 K
 900 lm
 123899

3000 K
 900 lm
 123899



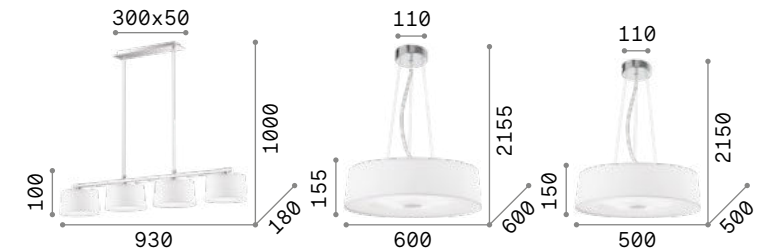
P. 305



Hilton

Chrome metal frame. PVC foil shade covered with fabric. Transparent, sandblasted bottom glass diffuser. Pendant lamps provided with cables adjustable in length.

LED Bulbs LED G9 4W
 3000 K included in **075495** model.
 Cod. **209043**



IP20
2,850 Kg / 0,0374 m³
G9 max 4 x 40W

IP20
5,980 Kg / 0,1183 m³
E27 max 6 x 60W

IP20
3,480 Kg / 0,0817 m³
E27 max 4 x 60W

075495 White
 075518 White
 075501 White

3000 K
 510 lm
 305486

3000 K
 900 lm
 123899

3000 K
 900 lm
 123899



P. 448 P. 501 P. 563

