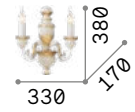


# Firenze

Resin body with hand modelled metal arms. Hand decorated with gold-leaf and antiqued effect.



■ IP20

2,050 Kg / 0,0405 m<sup>3</sup>  
E14 max 2x40W

012902 White  
020846 Gold

3000 K  
430 lm

101248




012902

020846

# Chalet

Metal frame and bearing structure. Handcrafted and hand painted resin decorative elements. An accurate reproduction of horns and carved wood.



■ IP20

1,770 Kg / 0,0759 m<sup>3</sup>  
E14 max 2x40W

115511 Beige

3000 K  
470 lm


101224



460

# Peter

Handcrafted resin body; a faithful copy of carved wood. PVC foil shade covered with canvas.



■ IP20

4,160 Kg / 0,0371 m<sup>3</sup>  
E14 max 2x40W

075211 Canvas

3000 K  
480 lm

101200



461