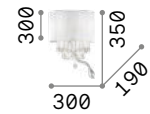


# Opera

Chrome frame. PVC foil shade covered with metallic filaments. Cut crystal pendants.

**LED** LED source 3000 K, 15.000 h life.

**ON OFF** Lamp with integrated switch.



IP20

1,550 Kg / 0,0220 m<sup>3</sup>  
E14 max 1x40W +  
LED 1,5W / 55Lm

068268 White

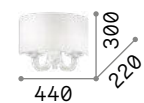
3000 K  
420 Lm

101217



# Swan

Chrome metal frame. Hand-shaped blown glass body. Cut crystal decorative elements. Pleated organza shade.



IP20

2,470 Kg / 0,0517 m<sup>3</sup>  
E14 max 2x40W

035864 White

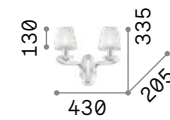
3000 K  
420 Lm

101217



# Pegaso

Chromed or satin brass metal frame. Cut crystal main body, candle cups and pendants. Organza fabric shades.



IP20

1,600 Kg / 0,0302 m<sup>3</sup>  
E14 max 2x28W

059211 White  
197708 Brass

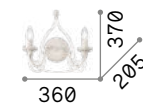
3000 K  
370 Lm

101231



# Corte

Totally handcrafted metal frame. Hand painted finish with antiqued effect. Available versions: white or rusty effect.



IP20

1,060 Kg / 0,0329 m<sup>3</sup>  
E14 max 2x40W

028460 White  
057200 Rust

3000 K  
470 Lm

101224

