


Woody

Chrome metal frame. PVC or fabric shade closed at the bottom with acid-etched glass. Pendant lamps provided with steel cables adjustable in length.



IP20 6,150 Kg / 0,1352 m³ E27 max 5 x 60W	IP20 4,000 Kg / 0,0832 m³ E27 max 4 x 60W
---	---

103242 White 105628 Black 087719 Wood	122236 White 122243 Black 087702 Wood
--	--

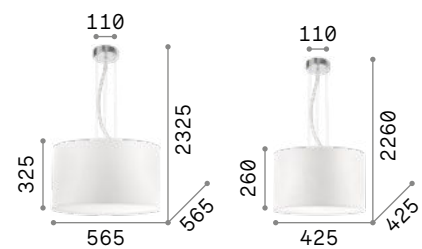
3000 K 900 lm 123899	3000 K 900 lm 123899
---	---

P. 304 **P. 449**



Wheel

Enameled metal circular frame. PVC foil shade, covered with fabric. Steel cables adjustable in length with automatic devices.



IP20 2,810 Kg / 0,1412 m³ E27 max 5 x 60W	IP20 2,020 Kg / 0,0614 m³ E27 max 3 x 60W
---	---

009698 White	009681 White
---------------------	---------------------

3000 K 900 lm 123899	3000 K 900 lm 123899
---	---

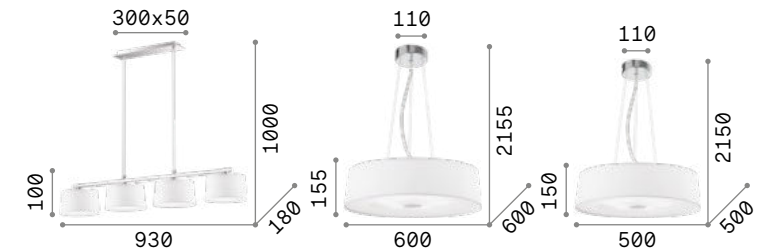
P. 305



Hilton

Chrome metal frame. PVC foil shade covered with fabric. Transparent, sandblasted bottom glass diffuser. Pendant lamps provided with cables adjustable in length.

Bulbs LED G9 4W
3000 K included in 075495 model.
Cod. 209043



IP20 2,850 Kg / 0,0374 m³ G9 max 4 x 40W	IP20 5,980 Kg / 0,1183 m³ E27 max 6 x 60W	IP20 3,480 Kg / 0,0817 m³ E27 max 4 x 60W
--	---	---

075495 White	075518 White	075501 White
---------------------	---------------------	---------------------

3000 K 510 lm 305486	3000 K 900 lm 123899	3000 K 900 lm 123899
---	---	---

P. 448 **P. 501** **P. 563**

