


# Ulisse

Metal frame coated with matt white enamel. Blown acid-etched white glass diffuser. Suspension models provided with steel cables adjustable in length with automatic blocking mechanisms.



IP20  
**5,010 Kg / 0,1177 m³**  
**E27 max 3 x 60W**

IP20  
**3,110 Kg / 0,0720 m³**  
**E27 max 3 x 60W**

098616 White

095226 White

3000 K  
 910 lm  
 119571


3000 K  
 910 lm  
 119571



# Arizona

Metal frame with satin brass finish. White acid-etched blown glass diffuser with embossed decorative stripes.

**LED** Bulbs LED GX53 9W 3000 K included. Cod. 123936



IP20  
**6,190 Kg / 0,1288 m³**  
**GX53 max 5 x 15W**

IP20  
**3,260 Kg / 0,0740 m³**  
**GX53 max 3 x 15W**

214481 White

214474 White

3000 K  
 910 lm  
 123936


3000 K  
 910 lm  
 123936

P. 288



# Ovalino

Diffuser composed of circular elements created from curved and acid-etched glass sheet. Steel cables adjustable in length with automatic devices.



IP20  
**6,700 Kg / 0,1448 m³**  
**E27 max 8 x 60W**

IP20  
**4,810 Kg / 0,1184 m³**  
**E27 max 5 x 60W**

090481 White

074139 White

3000 K  
 900 lm  
 123899

3000 K  
 900 lm  
 123899

P. 294 P. 394

