


# Woody

Chrome metal frame. PVC or fabric shade closed at the bottom with acid-etched glass. Pendant lamps provided with steel cables adjustable in length.



IP20  
**6,150 Kg / 0,1352 m³**  
**E27 max 5 x 60W**

IP20  
**4,000 Kg / 0,0832 m³**  
**E27 max 4 x 60W**

103242 White  
 105628 Black  
 087719 Wood

122236 White  
 122243 Black  
 087702 Wood

3000 K  
 900 lm  
 123899

3000 K  
 900 lm  
 123899

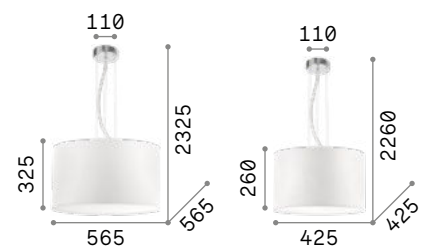


P. 304 P. 449



# Wheel

Enameled metal circular frame. PVC foil shade, covered with fabric. Steel cables adjustable in length with automatic devices.



IP20  
**2,810 Kg / 0,1412 m³**  
**E27 max 5 x 60W**

IP20  
**2,020 Kg / 0,0614 m³**  
**E27 max 3 x 60W**

009698 White  
 009681 White

3000 K  
 900 lm  
 123899

3000 K  
 900 lm  
 123899



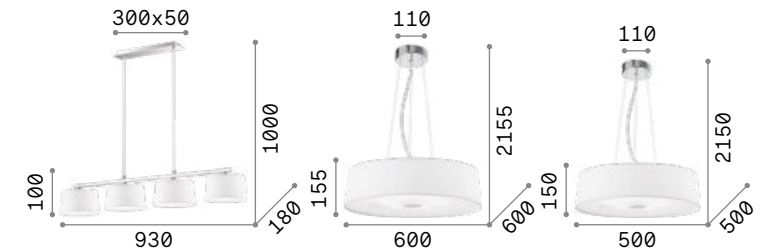
P. 305



# Hilton

Chrome metal frame. PVC foil shade covered with fabric. Transparent, sandblasted bottom glass diffuser. Pendant lamps provided with cables adjustable in length.

**LED** Bulbs LED G9 4W  
 3000 K included in **075495** model.  
 Cod. **209043**



IP20  
**2,850 Kg / 0,0374 m³**  
**G9 max 4 x 40W**

IP20  
**5,980 Kg / 0,1183 m³**  
**E27 max 6 x 60W**

IP20  
**3,480 Kg / 0,0817 m³**  
**E27 max 4 x 60W**

075495 White  
 3000 K  
 510 lm  
 305486

075518 White  
 3000 K  
 900 lm  
 123899

075501 White  
 3000 K  
 900 lm  
 123899



P. 448 P. 501 P. 563

