



Sposoby montażu / Installation methods / Методы монтажа

1. Grawitacyjny w suficie kasetonowym 600x600 mm
1. Gravity mounting in coffered ceiling 600 mm x 600 mm
1. Встраиваемый монтаж в кассонный потолок 600x600 мм



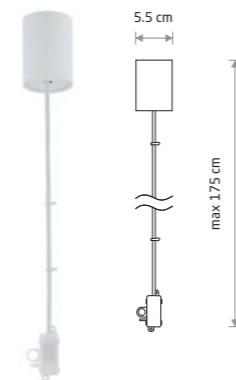
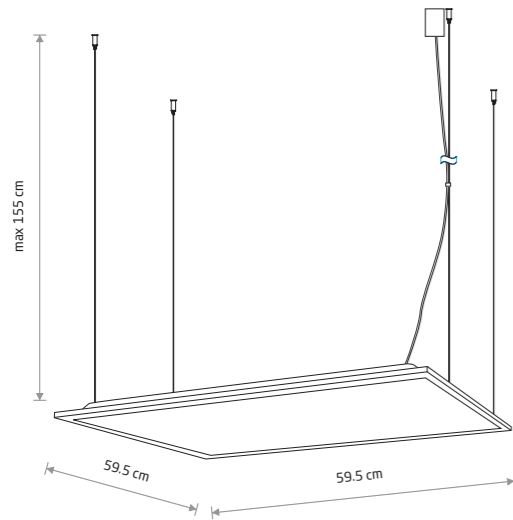
2. Mocowanie za pomocą sprężyn w suficie podwieszanym
2. Spring mounting in suspended ceiling
2. Встраиваемый монтаж с фиксацией пружин к потолку



sprężyny w zestawie
springs included
Пружины в комплекте

cut out 570 mm

3. Zwieszenie na linkach stalowych
3. Suspended on steel wires
3. Подвеска на стальных тросах



CL ITAKA POWER SUPPLY KIT

plastic, painted aluminum, painted steel

8280



CL ITAKA SUSPENSION KIT

steel, painted steel

8314

CL ITAKA LED 40W

plastic, zinc aluminum alloy

8460 3000K 8456 4000K



Item No.	Power	Colour temp.	Luminous flux	Beam angle	Colour Rendering Index (CRI)	Input	Safety type	Power factor	Ingress protection	Lifetime
8460	40W LED	3000K	4200 lm	100°	≥ 80	~220-230 V, 50/60 Hz	☑	>0.9	IP20	50000h
8456	40W LED	4000K	4200 lm	100°	≥ 80	~220-230 V, 50/60 Hz	☑	>0.9	IP20	50000h

NICKEL CHROME WHITE P004 RAL 9003



CL ITAKA LED 40W 8460