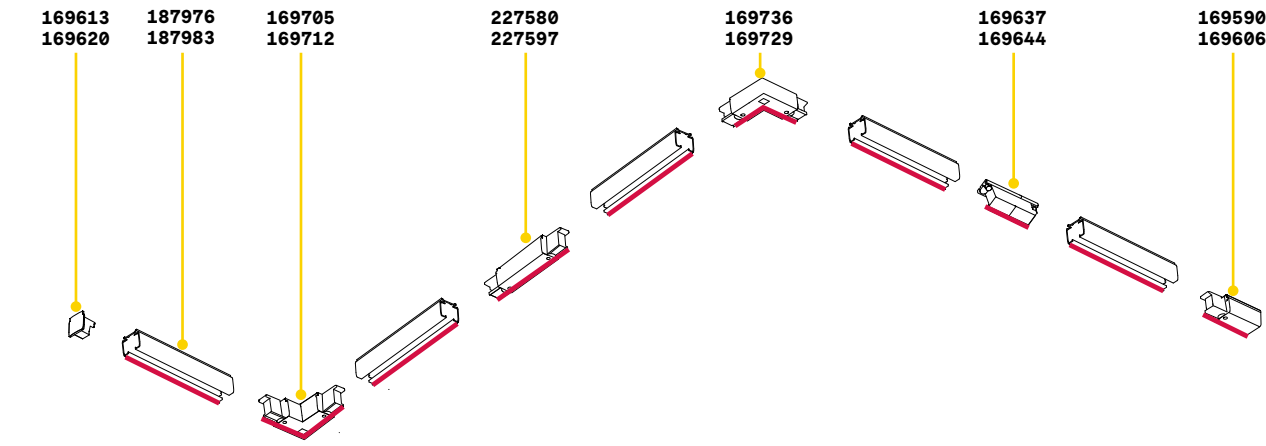


Link Trimless On/Off



TRACK

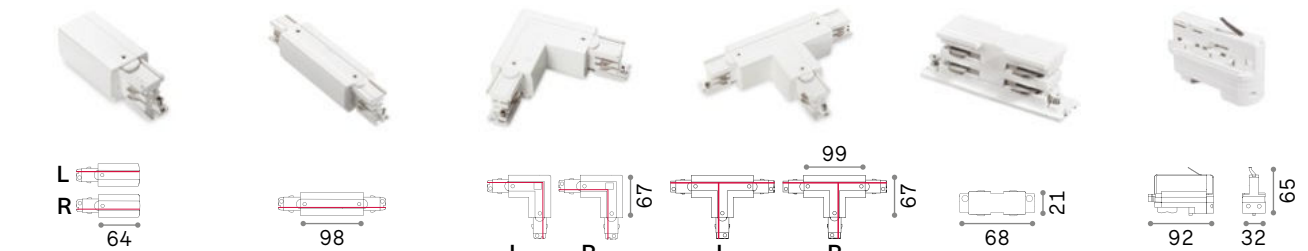
Length	Weight	Volume	Finish	Code
1000 mm	0,94 Kg	0,0016 m³	White	243269
			Black	243252
2000 mm	1,93 Kg	0,0032 m³	White	187976
			Black	187983
3000 mm	2,87 Kg	0,0048 m³	White	187990
			Black	188003

KIT SURFACE

SUSPENSION KIT

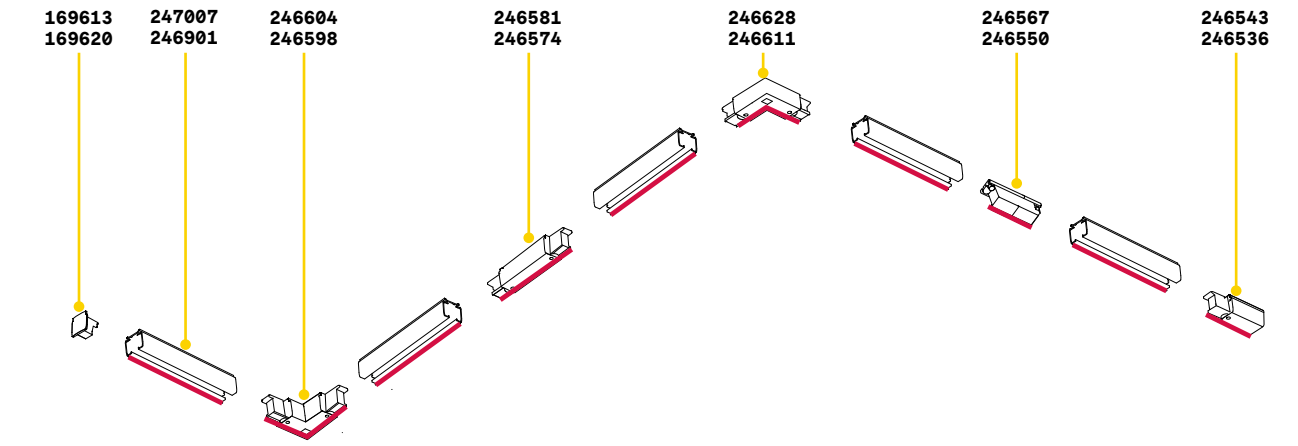
END CAP

Required	N° Cables	Cables Length	Finish	Code
Yes - 1Kitx1000mm			White	169972
			Black	169989
Yes - 1Kitx1000mm	1	3000 mm	White	242705
			Black	243283
	1	5000 mm	White	243245
			Black	243238
Yes			White	169613
			Black	169620



MAIN CONNECTOR END	MAIN CONNECTOR MIDDLE	MAIN CONNECTOR CORNER	MAIN CONNECTOR T	ELECTRIFIED CONNECTOR	TRACK ADAPTOR
0,060 Kg/0,0002 m³	0,120 Kg/0,0004 m³	0,110 Kg/0,0005 m³	0,190 Kg/0,0005 m³	0,030 Kg/0,0001 m³	0,080 Kg/0,0002 m³
169583 L 169576 L 169590 R 169606 R	227580 L 227597 R	169705 L 169712 L 169736 R 169729 R	324289 L 324272 L 324302 R 324296 R	new 169637 L new 169644 R	194257 L 194301 R

Link Trimless DALI - 1-10V



TRACK

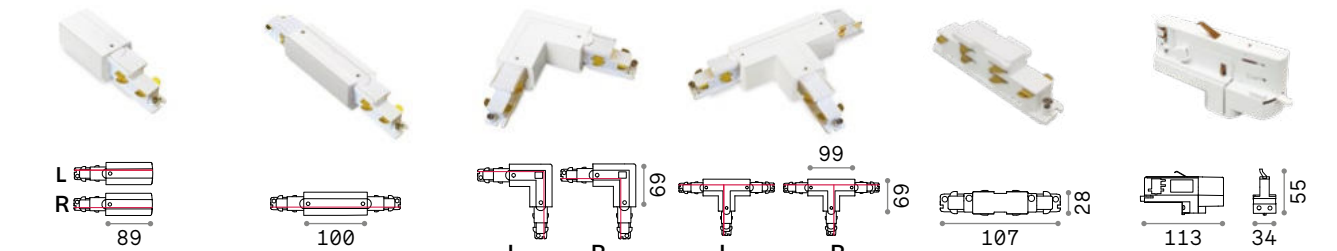
Length	Weight	Volume	Finish	Code
1000 mm	0,94 Kg	0,0016 m³	White	246468
			Black	246451
2000 mm	1,93 Kg	0,0032 m³	White	247007
			Black	246901
3000 mm	2,87 Kg	0,0048 m³	White	247625
			Black	247618

KIT SURFACE

SUSPENSION KIT

END CAP

Required	N° Cables	Cables Length	Finish	Code
Yes - 1Kitx1000mm			White	169972
			Black	169989
Yes - 1Kitx1000mm	1	3000 mm	White	242705
			Black	243283
	1	5000 mm	White	243245
			Black	243238
Yes			White	169613
			Black	169620



MAIN CONNECTOR END	MAIN CONNECTOR MIDDLE	MAIN CONNECTOR CORNER	MAIN CONNECTOR T	ELECTRIFIED CONNECTOR	TRACK ADAPTOR
0,079 Kg/0,0002 m³	0,129 Kg/0,0004 m³	0,130 Kg/0,0006 m³	0,200 Kg/0,0007 m³	0,050 Kg/0,0001 m³	0,063 Kg/0,0003 m³
246529 L 246512 L 246543 R 246536 R	246581 L 246574 R	246604 L 246598 L 246628 R 246611 R	324326 L 324319 L 324340 R 324333 R	new 246567 L new 246550 R	246505 L 246499 R

