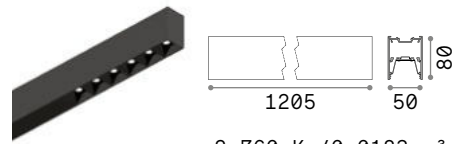


# Fluo Accent



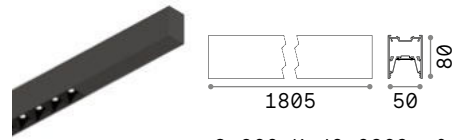
2,760 Kg/0,0183 m<sup>3</sup>  
Cable length 2150 mm

LED SMD OSRAM Driver TRIDONIC ON/OFF included - UGR <13

Power	Beam	Lumen	CCT	Finish	Code
30 W	30°	2750 lm	3000 K	White	192611
				Black	192581
		2900 lm	4000 K	White	192543
				Black	192529

DIMMABLE DRIVER\* Optional

	Power	Output	Measure (LxHxW)	Code
1-10V	39 W	700 mA	280x21x30 mm	216416
DALI/Push	38 W	700 mA	280x21x30 mm	216270



3,860 Kg/0,0269 m<sup>3</sup>  
Cable length 2150 mm

LED SMD OSRAM Driver TRIDONIC ON/OFF included - UGR <13

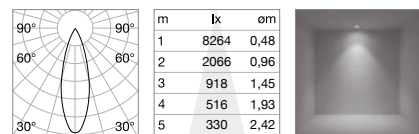
Power	Beam	Lumen	CCT	Finish	Code
30 W	30°	2750 lm	3000 K	White	192499
				Black	192475
		2900 lm	4000 K	White	192444
				Black	192420

DIMMABLE DRIVER\* Optional

	Power	Output	Measure (LxHxW)	Code
1-10V	39 W	700 mA	280x21x30 mm	216416
DALI/Push	38 W	700 mA	280x21x30 mm	216270


MOUNTING KIT Required - Page 641

Light beam: ACCENT

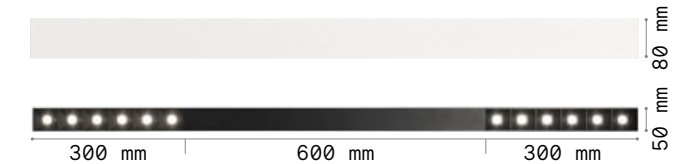


CRI≥83 30W 30° 2900lm 4000K


\* The dimmable power supplies must be ordered in concomitance with the product and will be included inside the fittings by replacing the on-off power supply. The linear connection is available only for the on-off versions of the products.



Fluo Accent 1200



Fluo Accent 1800



The single final cup is 2.5 mm width.