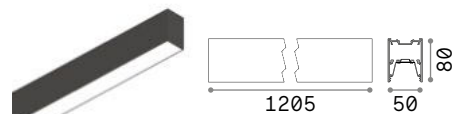


Fluo Bi-Emission*



LED SMD SAMSUNG

Up-light included - Driver TRIDONIC ON/OFF included



2,890 Kg/0,0183 m³
Cable length 2150 mm

Power	Beam	Lumen	CCT	Finish	Code
27 W	105°	3250 lm	3000 K	White	192666
				Black	192710
4050 lm	4000 K	4050 lm	4000 K	White	192741
				Black	192758

UP-LIGHT INFO

Power	Beam	Lumen	CCT
13 W	105°	1750 lm	3000 K
		2050 lm	4000 K

KIT DIMMABLE DRIVER*

	Code
1-10V	270692
DALI/Push	270876

LED SMD SAMSUNG

Up-light included - Driver TRIDONIC ON/OFF included



4,420 Kg/0,0269 m³
Cable length 2150 mm

Power	Beam	Lumen	CCT	Finish	Code
36 W	105°	5050 lm	3000 K	White	192703
				Black	192697
5350 lm	4000 K	5350 lm	4000 K	White	192673
				Black	192642

UP-LIGHT INFO

Power	Beam	Lumen	CCT
18 W	105°	2550 lm	3000 K
		2800 lm	4000 K

KIT DIMMABLE DRIVER*

	Code
1-10V	270883
DALI/Push	270937



Light beam: BI-EMISSION
WIDE

m	lx	om
1	512	2,10
2	128	4,21
3	56	6,32
4	32	8,43
5	20	10,54




MOUNTING KIT Required - Page 641

* Separate switching on of direct and indirect output (available only for on-off versions). Control of the direct and indirect output in synchrony (versions with 1-10V and Push dimming). The dimmable power supplies must be ordered in concomitance with the product and will be included inside the fittings by replacing the on-off power supply. The linear connection is available only for the on-off versions of the products.


CRI≥83 27+13W 105°+105° 4050+2050lm 3000K



Fluo Bi-Emission 1200



Fluo Bi-Emission 1800



The single final cup is 2.5 mm width.

