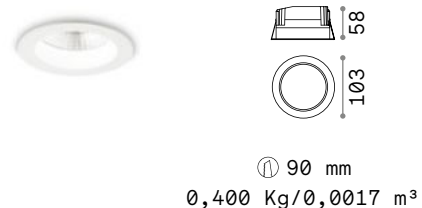


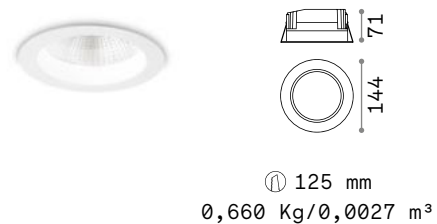
Basic Accent



LED COB PHILIPS Driver PHILIPS ON/OFF included

Power	Beam	Lumen	CCT	Finish	Code
10 W	45°	1050 lm	3000 K	White	193458
		1200 lm	4000 K	White	193359

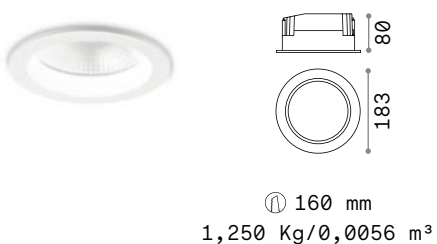
① 90 mm
0,400 Kg/0,0017 m³



LED COB PHILIPS Driver PHILIPS ON/OFF included

Power	Beam	Lumen	CCT	Finish	Code
15 W	52°	1500 lm	3000 K	White	193465
		1550 lm	4000 K	White	193366
20 W		1950 lm	3000 K	White	193472
		2050 lm	4000 K	White	193373

① 125 mm
0,660 Kg/0,0027 m³



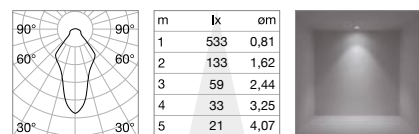
LED COB PHILIPS Driver PHILIPS ON/OFF included

Power	Beam	Lumen	CCT	Finish	Code
30 W	46°	2500 lm	3000 K	White	193489
		2550 lm	4000 K	White	193380

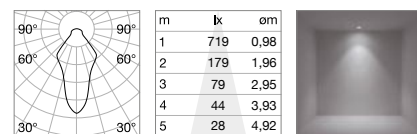
① 160 mm
1,250 Kg/0,0056 m³

DIMMABLE DRIVER* Optional

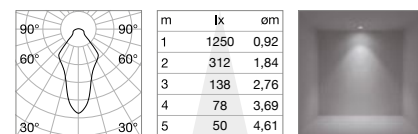
Model	Control	Power	Output	Measure (LxHxW)	Code
Basic 10 W	1-10V	12 W	300 mA	150 x 29 x 43 mm	218823
	DALI/Push	10 W	300 mA	130 x 30 x 43 mm	220772
Basic 15 W	1-10V	15 W	450 mA	150 x 29 x 43 mm	218830
	DALI/Push	17 W	450 mA	130 x 30 x 43 mm	220796
Basic 20 W	DALI/Push	25 W	700 mA	130 x 30 x 43 mm	220789
Basic 30 W	1-10V	31 W	900 mA	150 x 29 x 43 mm	218854
	DALI/Push	45 W	900 mA	150 x 30 x 43 mm	220802



CRI≥80 10W 45° 1050lm 3000K



CRI≥80 15W 52° 1500lm 3000K



CRI≥80 30W 46° 2500lm 3000K

* The dimmable power supplies must be ordered in concomitance with the product and will be included inside the fittings by replacing the on-off power supply.

