

# Calypso

Metal frame with chrome finish. Squared cut crystal decorative elements.

**LED** Bulbs LED G9 4W 3000 K included. Cod. **209043**

IP20  
1,420 Kg / 0,0125 m<sup>3</sup>  
G9 max 2 x 40W



044163 Chrome

3000 K / 510 Lm  
305486

 P. 200



# Roma

Chrome metal frame and details. Square-shaped crystal elements on sides and sandblasted bottom glass sheet.

**LED** Bulbs LED G9 4W 3000 K included. Cod. **209043**

IP20  
1,200 Kg / 0,0147 m<sup>3</sup>  
G9 max 2 x 40W



093086 Chrome

3000 K / 510 Lm  
305486

 P. 205  
 P. 356  
 P. 510

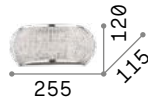


# Pashà

Metal Frame. Diffuser composed of cut crystal pearl strings.

**LED** Bulbs LED G9 4W 3000 K included. Cod. **209043**

IP20  
1,110 Kg / 0,0057 m<sup>3</sup>  
G9 max 3 x 40W



082264 Chrome  
082288 Gold

3000 K / 510 Lm  
305486

 P. 207  
 P. 357



082264

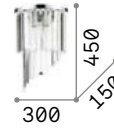
082288



# Carlton

Chromed or golden metal frame. Decorative elements with fob-chains composed of octagons and transparent cut-crystals bars.

IP20  
2,570 Kg / 0,0154 m<sup>3</sup>  
E14 max 3 x 40W



IP20  
2,570 Kg / 0,0154 m<sup>3</sup>  
E14 max 3 x 40W

168913 Chrome  
213491 Gold

3000 K  
470 lm  
101224

 P. 204  
 P. 367



168913

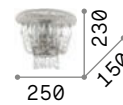


213491

# Dubai

Metal frame with chrome or brass finish. Decorative elements composed of transparent cut crystals pearls, octagons and prisms.

IP20  
1,190 Kg / 0,0084 m<sup>3</sup>  
E14 max 2 x 28W



IP20

1,190 Kg / 0,0084 m<sup>3</sup>  
E14 max 2 x 28W


207155 Chrome  
201023 Brass

3000 K  
470 lm  
101224

 P. 210  
 P. 365



207155



201023

