


# Dynamic - Source



LENS

Required	Beam	Finish	Code
No	20°	Clear	211763
	55°	Clear	211770



FILTER HONEYCOMB

No		Black	208671
----	--	-------	--------



FILTER ELLIPTICAL

No		Clear	208688
----	--	-------	--------

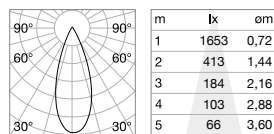


GU10 ADAPTOR WITH LAMPHOLDER INCLUDED - IP20

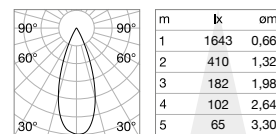
No		White	208640
		Black	208657



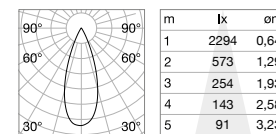
Light beam: ACCENT



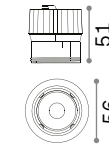
CRI≥90 9W 35° 870lm 3000K



CRI≥90 10W 35° 1000lm 3000K



CRI≥90 15W 35° 1150lm 3000K



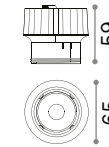
0,180 Kg/0,0030 m³

LED COB CITIZEN Required - Driver TRIDONIC ON/OFF included

Power	Beam	Lumen	CCT	Finish	Code
9W	35°	840 lm	2700 K	Black	252971
		870 lm	3000 K	Black	252988
		1000 lm	4000 K	Black	252995

DIMMABLE DRIVER\* Optional

	Power	Output	Measure (LxHxW)	Code
1-10V	12W	200 mA	125x27x45 mm	253008
DALI/Push	9W	200 mA	135x20x30 mm	253015



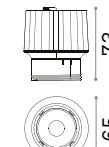
0,150 Kg/0,0030 m³

LED COB CITIZEN Required - Driver TRIDONIC ON/OFF included

Power	Beam	Lumen	CCT	Finish	Code
10W	35°	970 lm	2700 K	Black	208541
		1000 lm	3000 K	Black	208558
		1100 lm	4000 K	Black	208565

DIMMABLE DRIVER\* Optional

	Power	Output	Measure (LxHxW)	Code
1-10V	10W	250 mA	135x20x30 mm	216317
DALI/Push	17W	250 mA	130x30x43 mm	216027



0,350 Kg/0,0030 m³

LED COB CITIZEN Required - Driver TRIDONIC ON/OFF included

Power	Beam	Lumen	CCT	Finish	Code
15W	35°	1500 lm	2700 K	Black	208572
		1150 lm	3000 K	Black	208589
		1650 lm	4000 K	Black	208596

DIMMABLE DRIVER\* Optional

	Power	Output	Measure (LxHxW)	Code
1-10V	20W	350 mA	101x29x51 mm	216324
DALI/Push	17W	350 mA	130x30x43 mm	216263

\* The dimmable power supplies must be ordered in concomitance with the product and will be included inside the fittings by replacing the on-off power supply. \*\* Lens 35° included.