



Carlton


Chromed or golden metal frame. Decorative elements with fob-chains composed of octagons and transparent cut-crystals bars.



166247



213521




IP20

12,800 Kg / 0,1614 m³
E14 max 12 x 40W

166247 Chrome
213521 Gold

3000 K
470 lm
101224



IP20

10,000 Kg / 0,1136 m³
E14 max 8 x 40W

117737 Chrome

3000 K
470 lm
101224


P. 367 P. 455

Roma

Chrome metal frame and details. Square-shaped crystal elements on sides and sandblasted bottom glass sheet. Suspension models supplied with cables adjustable in length.

LED Bulbs LED G9 4W 3000 K included.
Cod. 209043

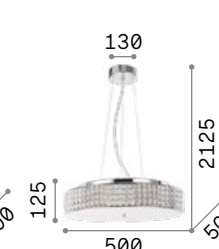
P. 356 P. 454 P. 510



IP20
10,000 Kg / 0,1202 m³
G9 max 12 x 40W

093062 Chrome

3000 K
510 lm
305486



IP20
7,100 Kg / 0,0890 m³
G9 max 9 x 40W

093048 Chrome

3000 K
510 lm
305486