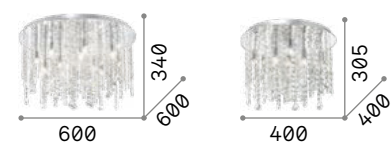


# Royal

Chrome metal circular frame and bulb socket. Squared, rectangular and octagonal cut crystal pendants and final drops.

**LED** Bulbs LED G9 4W 3000 K included.  
Cod. **209043**




IP20

5,900 Kg / 0,0881 m<sup>3</sup>  
G9 max 12 x 40W

053004 Chrome

3000 K  
510 lm  
305486



IP20

2,840 Kg / 0,0379 m<sup>3</sup>  
G9 max 8 x 40W

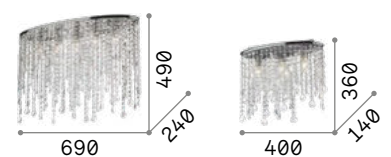
052991 Chrome

3000 K  
510 lm  
305486



# Rain

Chrome metal frame. Pendants composed of multi-shaped cut crystal beads and final drops.




IP20

3,820 Kg / 0,0225 m<sup>3</sup>  
E14 max 5 x 40W

008455 Chrome

3000 K  
470 lm  
101224



IP20

1,800 Kg / 0,0094 m<sup>3</sup>  
E14 max 3 x 40W

008370 Chrome

3000 K  
470 lm  
101224



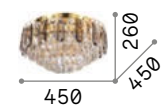
P. 202



# Magnolia

Metal frame with gold finish. Clear cut crystals decorative elements. The upper part is composed alternatively of clear and smoky elements.

**LED** Bulbs LED G9 4W 3000 K included.  
Cod. **209043**



IP20

9,780 Kg / 0,0984 m<sup>3</sup>  
G9 max 7 x 15W

241296 Gold

3000 K  
510 lm  
305486

# Dubai

Metal frame with chrome or brass finish. Decorative elements composed of transparent cut crystals pearls, octagons and prisms.

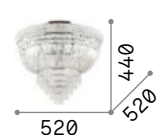


IP20

14,290 Kg / 0,3881 m<sup>3</sup>  
E14 max 24 x 28W

243566 Chrome  
243498 Brass

3000 K  
470 lm  
101224

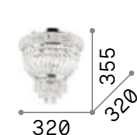


IP20

6,310 Kg / 0,1413 m<sup>3</sup>  
E14 max 6 x 28W

207186 Chrome  
201016 Brass

3000 K  
470 lm  
101224



IP20

3,010 Kg / 0,0392 m<sup>3</sup>  
E14 max 3 x 28W

207162 Chrome  
200996 Brass

3000 K  
470 lm  
101224



P. 210



P. 455



207186



201016

