


# Linus

Linear aluminum lamp with direct and indirect light. The lamp is modular and can be used individually or in a continuous line. Integrated LED, starting binning ≤ 3-Step MacAdam; CRI ≥ 80; protection IP20, insulation class I. Dimmable power supply 1-10V integrated as standard.

Source	LED SMD	LED life	50.000 h
Power	32W	Insulation class	I
Driver included	1-10V	IP	20
Drivers available	No	Material	Aluminum
MacAdam	SDCM 3	Warranty	5 years
CCT	3000 K / 4000 K		
CRI	≥80		



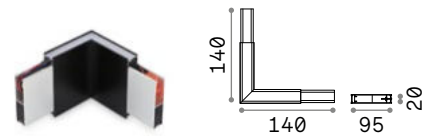
### LED SMD Up-light included - Driver 1-10V included

Power	Beam	Lumen	CCT	Finish	Code
32 W	104°	3450 lm	3000 K	White	241968
				Black	241975
		3600 lm	4000 K	White	268231
				Black	268217

### UP-LIGHT INFO

Power	Beam	Lumen	CCT
32 W	104°	3450 lm	3000 K
		3600 lm	4000 K

### CORNER Optional - Up-light not included



0,260 Kg/0,0023 m<sup>3</sup>

Power	Beam	Lumen	CCT	Finish	Code
4 W	104°	430 lm	3000 K	White	241999
				Black	242002
		450 lm	4000 K	White	268149
				Black	268118

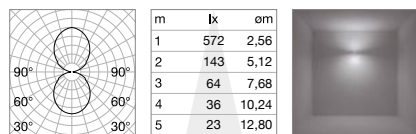


### STRUCTURE CONNECTOR

Required	Code
Yes - 1 Kit x connection	241982



Light beam: BI-EMISSION  
WIDE



CRI≥83 32+32W 104°+104° 3600+3600lm 4000K

