

Fly



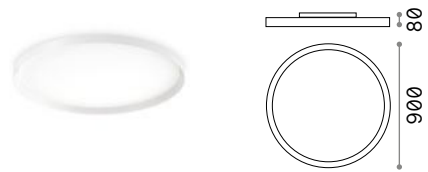
4,500 Kg/0,0423 m³

LED SMD SAMSUNG Driver TRIDONIC ON/OFF included

| Power | Beam | Lumen | CCT | Finish | Code |
|-------|------|---------|--------|--------|--------|
| 53 W | 87° | 7500 lm | 3000 K | White | 270302 |
| | | | | Black | 292205 |
| | | 8000 lm | 4000 K | White | 270319 |
| | | | | Black | 306612 |

DIMMABLE DRIVER Not included/Optional

| | Power | Output | Measure | Code |
|-------------|-------|---------|------------------|--------|
| 1-10V | 60 W | 1400 mA | 124 x 23 x 82 mm | 270340 |
| DALI / Push | 60 W | 1400 mA | 125 x 28 x 85 mm | 270371 |



6,900 Kg/0,0903 m³

LED SMD SAMSUNG Driver TRIDONIC ON/OFF included

| Power | Beam | Lumen | CCT | Finish | Code |
|-------|------|---------|--------|--------|--------|
| 65 W | 87° | 9400 lm | 3000 K | White | 270326 |
| | | | | Black | 306629 |
| | | 9900 lm | 4000 K | White | 270241 |
| | | | | Black | 306636 |

DIMMABLE DRIVER Not included/Optional

| | Power | Output | Measure | Code |
|-------------|-------|---------|-------------------|--------|
| 1-10V | 68 W | 1400 mA | 130 x 25 x 75 mm | 270357 |
| DALI / Push | 100 W | 1400 mA | 140 x 30 x 100 mm | 270388 |

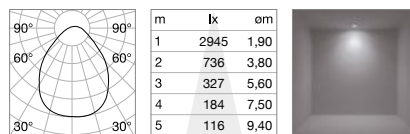
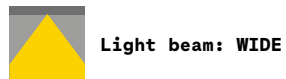
UPLIGHT Not included/Optional



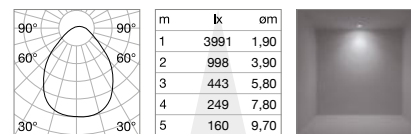
| Model | Power | Beam | Lumen | CCT | Code |
|-------|-------|------|---------|--------|--------|
| ø 60 | 18 W | 120° | 2650 lm | 3000 K | 270401 |
| | | | 2750 lm | 4000 K | 270265 |
| ø 90 | 25 W | 120° | 3650 lm | 3000 K | 271002 |
| | | | 3850 lm | 4000 K | 270715 |

KIT PENDANT

| Required | Finish | Code |
|----------|--------|--------|
| No | White | 254289 |
| | Black | 307244 |



CRI≥80 53W 87° 7500lm 3000K



CRI≥80 65W 87° 9400lm 3000K

