

# Fly Slim



LED SMD SAMSUNG Driver TRIDONIC ON/OFF included

Power	Beam	Lumen	CCT	Finish	Code
18 W	87°	2650 lm	3000 K	White	306643
		2800 lm	4000 K	White	306650

2,700 Kg/0,0105 m<sup>3</sup>

DIMMABLE DRIVER Not included/Optional

	Power	Output	Measure	Code
1-10V/Push	20 W	500 mA	108x22x52 mm	270333
DALI	20 W	500 mA	108x22x52 mm	270364

LED SMD SAMSUNG Driver TRIDONIC ON/OFF included

Power	Beam	Lumen	CCT	Finish	Code
26 W	87°	3700 lm	3000 K	White	292236
		3900 lm	4000 K	White	306667

3,750 Kg/0,0170 m<sup>3</sup>

DIMMABLE DRIVER Not included/Optional

	Power	Output	Measure	Code
1-10V/Push	32 W	700 mA	94x21x67 mm	270586
DALI/Push	38 W	700 mA	94x21x67 mm	270593

UPLIGHT Not included/Optional

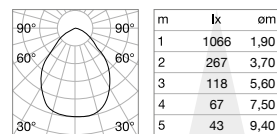
Model	Power	Beam	Lumen	CCT	Code
ø 35	12 W	120°	1600 lm	3000 K	270258
			1700 lm	4000 K	270395
ø 45	12 W	120°	1600 lm	3000 K	270258
			1700 lm	4000 K	270395

KIT PENDANT


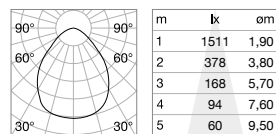
Required	Finish	Code
No	White	254289



Light beam: WIDE



CRI≥80 18W 87° 2650lm 3000K



CRI≥80 26W 87° 3700lm 3000K

