























Bulbs GU10

Lamp socket	Power	Flux	CCT	CRI	Beam	Dimm.	Life	Min Qty.	Code
	5 W	410 lm	3000 K	90	50°		25.000 h	10	108292
	5 W	430 lm	4000 K	90	50°		25.000 h	10	253497
	6 W	430 lm	3000 K	90	47°	TRIAC	25.000 h	10	266251
	6 W	450 lm	4000 K	90	47°	TRIAC	25.000 h	10	285566
	7 W	540 lm	3000 K	90	50°		25.000 h	10	123943
	7 W	460 lm	3000 K	90	50°	TRIAC	25.000 h	10	288239
	7 W	620 lm	3000 K	90	108°		25.000 h	10	101378
	7 W	650 lm	4000 K	90	108°		30.000 h	10	117652
	8 W	580 lm	3000 K	90	50°		25.000 h	10	189062
	8 W	620 lm	4000 K	90	50°		25.000 h	10	270975
	5 W	380 lm	2700 K	95	50°		25.000 h	10	307619
	7 W	540 lm	4000 K	90	50°		25.000 h	10	224367
	7 W	600 lm	2700 K	95	108°		25.000 h	10	307626



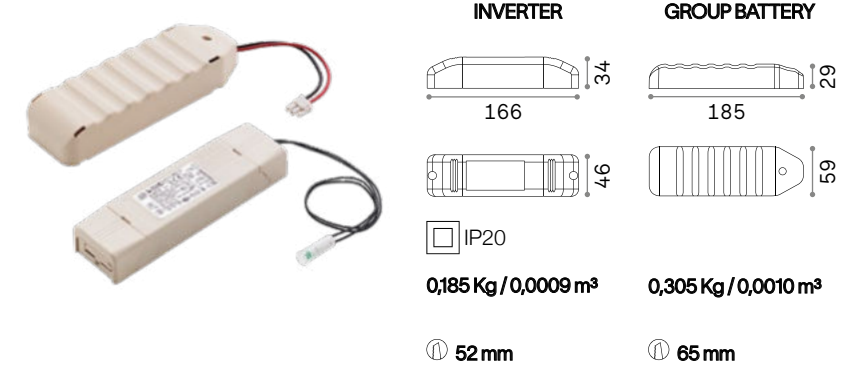
Bulbs GU10

Lamp socket	Power	Flux	CCT	CRI	Beam	Dimm.	Life	Min Qty.	Code
	12 W	960 lm	3000 K	80	23°		25.000 h	10	242040
	12 W	900 lm	3000 K	80	23°	TRIAC	25.000 h	10	266305
	12 W	1190 lm	4000 K	80	23°		25.000 h	10	285573
	12 W	1120 lm	3000 K	80	46°		25.000 h	10	183794
	12 W	1240 lm	4000 K	80	46°		25.000 h	10	253466
	13 W	1300 lm	3000 K	80	46°	TRIAC	25.000 h	10	266299
	10 W	800 lm	3000 K	80	20°		15.000 h	10	189031
	10 W	820 lm	4000 K	80	20°		15.000 h	10	253398
	10 W	800 lm	3000 K	80	24°	TRIAC	15.000 h	10	288543



Kit emergency

Emergency kit for LED modules. Includes inverter and battery. From two to three hours autonomy and recharging time respectively of 12 and 24 hours. It operates for emergency only or as continuous light (continuous light combined with electronic power supply and dimmable electronic power supply). Insulation class II.



221595 White

For further information please contact the technical office.

