

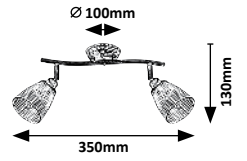
MARTHA



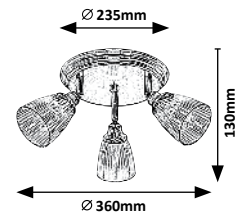
5014



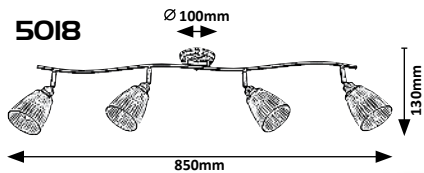
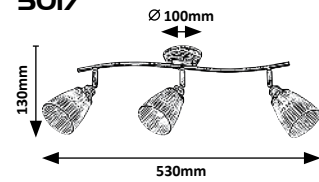
5015



5016



5017



5018



5014 **M G**

☒ E14 / 1x max. 40W
IP20 • • 19813
antique bronze/transparent



5015 **M G**

☒ E14 / 2x max. 40W
IP20 • • 19813
antique bronze/transparent



5016 **M G**

☒ E14 / 3x max. 40W
IP20 • • 19813
antique bronze/transparent



5017 **M G**

☒ E14 / 3x max. 40W
IP20 • • 19813
antique bronze/transparent



5018 **M G**

☒ E14 / 4x max. 40W
IP20 • • 19813
antique bronze/transparent

