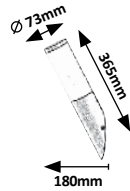


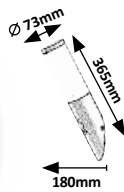
# BLACK TORCH



**8145**




**8146**



**8147**



**8148**



**8145** (M) (P)

☒ E27 / 1x max. 25W  
IP44 • 19607  
matte black/white



5 998250 381459

**8146** (M) (P)

☒ E27 / 1x max. 25W  
IP44 • 19607  
☒ 0-5m, 100°  
matte black/white



5 998250 381466

**8147** (M) (P)

☒ E27 / 1x max. 25W  
IP44 • 19607  
matte black/white



5 998250 381473

**8148** (M) (P)

☒ E27 / 1x max. 25W  
IP44 • 19607  
matte black/white



5 998250 381480