

# Rim

B BS



**EN** Fittings material— aluminum, shades — black, brass. Relevant circle shape. Integrated LED light sources. The position of the rings of pendant models is adjustable. Wall lamp with light source beamed to the wall— trendy reflective backlight.

**DE** Material der Beschläge: Aluminium, Farbtöne: Schwarz, Messing. Aktuelle Kreisform. Integrierte LED-Lichtquellen. Einstellbare Position der Ringe der Pendelmodelle. Wandleuchten mit einer Lichtquelle, die auf die Wand gerichtet ist: Eine trendige reflektierte Beleuchtung.

**IT** Materiale dell'armatura - alluminio, tonalità - nero, ottone. Forma moderna del cerchio. Sorgenti luminose a LED integrate. La posizione degli anelli dei modelli pensili è regolabile. Applique con sorgente luminosa diretta alla parete - illuminazione indiretta alla moda.

**FR** Matériau de l'armature : aluminium, teintes : noir, laiton. Forme arrondie en vogue. Sources de lumière LED intégrées. Position des anneaux des modèles de suspension réglable. Applique avec source de lumière orientée vers le mur : luminaire réfléchissant tendance.



1 ■ ■



2 ■ ■



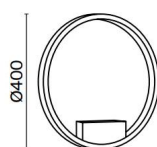
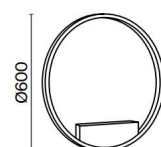
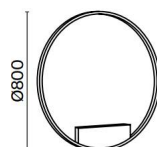
3 ■ ■

1 ■ **MOD058WL-L50B3K** ■ **MOD058WL-L50BS3K** 2 ■ **MOD058WL-L35B3K** ■ **MOD058WL-L35BS3K** 3 ■ **MOD058WL-L25B3K** ■ **MOD058WL-L25BS3K**

LED 51W 2400lm  
t° 3000K >85Ra 120°  
IP 20

LED 37W 1800lm  
t° 3000K >85Ra 120°  
IP 20

LED 25W 1200lm  
t° 3000K >85Ra 120°  
IP 20



MOD058PL-L75BS4K (p. 376)

MOD058WL-L50BS3K